



# Springfield


*Duet(t)*


First system of musical notation, measures 1-4. It consists of two staves. The top staff has a circled 'A' at the beginning and a circled 'B' at the end of the first two measures. The bottom staff also has a circled 'A' at the beginning and a circled 'B' at the end of the first two measures. The notation includes quarter notes, eighth notes, and rests.

Second system of musical notation, measures 5-8. It consists of two staves. The top staff has a circled 'C' at the beginning of the last measure. The bottom staff has a circled 'C' at the beginning of the last measure. The notation includes eighth notes, quarter notes, and rests.


Third system of musical notation, measures 9-13. It consists of two staves. The top staff has circled 'D' at the beginning of the last two measures. The bottom staff has circled 'D' at the beginning of the last two measures. The notation includes eighth notes, quarter notes, and rests.


Fourth system of musical notation, measures 14-17. It consists of two staves. The top staff has a circled 'E' at the beginning of the last two measures. The bottom staff has a circled 'E' at the beginning of the last two measures. The notation includes eighth notes, quarter notes, and rests.

18 

23 

27 

2. 

 Spiele dieses Duett zu zweit (Drummer\*in/Lehrer\*in) oder mit der Begleitspur im Player. Du kannst dir aber auch nur eine Stimme aussuchen und diese als Solo spielen.

*Play this duet in pairs (drummer/teacher) or with the playalong track in the player. You can also choose only one voice and play it as a solo.*