



ZUTATEN:



INGREDIENTS:

HiHat

Snare

Bass Drum

LEVEL: 01 – Beginner, 02 – Rookie

STYLES: Pop, Rock

Die Shuffle-Variante mit akzentuierter HiHat wird oft im Rock gespielt. Um die Akzente noch stärker zu betonen, kannst Du den Rock-Shuffle auch nur mit 4tel Noten in der HiHat spielen. Dann ist die Shuffle-Rhythmik erst hörbar, wenn Du zusätzlich triolische 8tel-Schläge zwischen den HiHats spielst. Für das Shuffle-Feel reicht nur ein einziger zusätzlicher Schlag zwischen den HiHats.


Hör dir die Playalongs A, B und C an, um den Unterschied zwischen geraden und shuffled 4tel HiHat Grooves zu hören.

The shuffle variant with accented hiHats is often played in Rock music. In order to emphasize the accents even more, you can also play the Rock Shuffle with 4th notes in the HiHat only. Then the shuffle can only be felt when you play additional triplet 8th notes on SSnare or Bass between the HiHats. For the Shuffle feel, just one additional beat between the HiHats is enough.

Listen to the Playalongs A, B and C to hear the difference between straight and shuffled 4er Note HiHat Grooves.

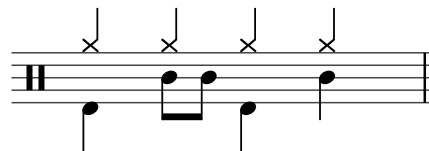
A

Shuffle???




B

No Shuffle...



C

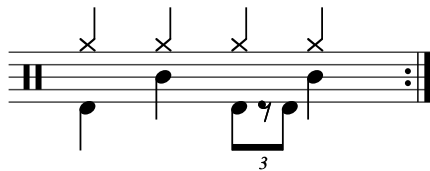
YEAH! It's a Shuffle!



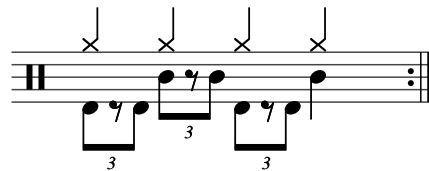
Hauptgerichte

Main Course

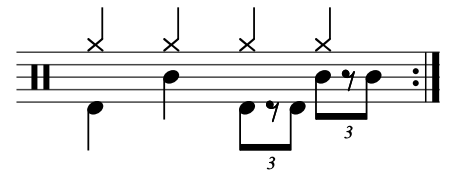
01



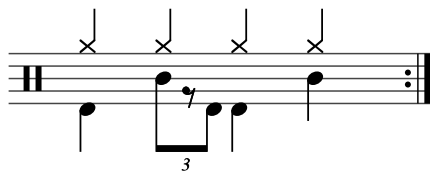
02



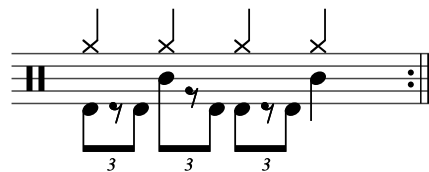
03



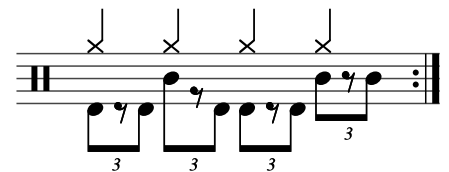
04




05




06




07



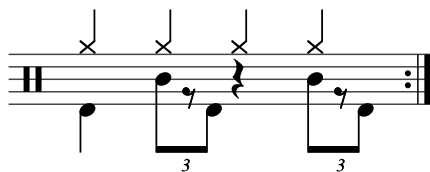
08



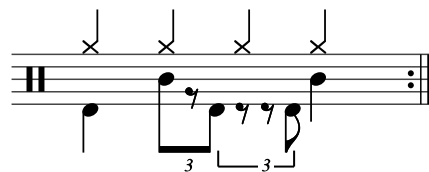
09



10



11



12

