



## Shifted Snare Drum Vorübungen

### Shifted Snare Drum Pre Exercises

Spieler die Rhythmik zunächst auf der Snare. Achte genau auf das Sticking (Handsatz) und zähle beim Spielen laut mit!

*Play the rhythm on the snare first. Pay close attention to the sticking (hand order) and count out loud while playing!*

01

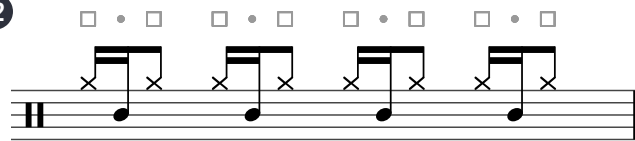


1 e &amp; a 2 e &amp; a 3 e &amp; a 4 e &amp; a

Hast Du Dir die Rhythmik aus 01 eingepägt? Dann wechsele mit der rechten Hand auf HiHat oder Ride, während die linke Hand weiterhin auf der Snare spielt.

*Have you memorized the rhythm from 01? Then switch to HiHat or Ride with the right hand while the left hand continues to play the Snare.*

02



1 e &amp; a 2 e &amp; a 3 e &amp; a 4 e &amp; a

Die Rhythmik ändert sich – wir starten wieder auf der Snare und zählen laut mit.

*The rhythm changes – we start again on the snare and count loudly.*

03

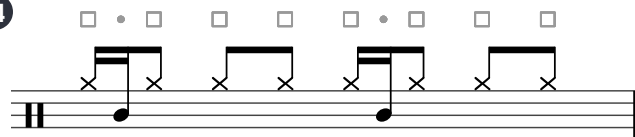


1 e &amp; a 2 e &amp; a 3 e &amp; a 4 e &amp; a

Und wieder wechseln wir mit der rechten Hand auf HiHat oder Ride, während die linke Hand weiter auf der Snare spielt.

*Once again, we switch to HiHat or Ride with the right hand, while the left hand continues to play on the Snare.*

04




1 e &amp; a 2 e &amp; a 3 e &amp; a 4 e &amp; a

Hast Du Dir 2A und 2B eingepägt? Dann kannst Du zusätzlich auf die Zählzeiten 1 und 3 („Downbeat“) die Bass Drum spielen.

*Have you memorized the rhythm in 2A/2B? Then let's add the Bass Drum on beats 1 and 3 („downbeat“).*

05



1 e &amp; a 2 e &amp; a 3 e &amp; a 4 e &amp; a

Jetzt kommt noch die Snare auf 2 und 4 dazu („Backbeat“).

Now add the Snare on 2 and 4 („backbeat“).

**06**

1 e & a 2 e & a 3 e & a 4 e & a

Detailed description: This block contains exercise 06. At the top, there are four measures of a drum pattern. Above each measure are two boxes: the first contains a square and a dot, the second contains a square with a dot inside, the third contains a square and a dot, and the fourth contains a square with a dot inside. Below these are two staves of music. The top staff shows a snare drum pattern with 'x' marks on the second and fourth beats of each measure. The bottom staff shows a bass drum pattern with quarter notes on the first, second, and fourth beats of each measure. Below the staves is the rhythmic notation '1 e & a 2 e & a 3 e & a 4 e & a'.

Gleicher Groove, anders notiert: Diese alternative Notation klingt genau wie o6.

Same groove, notated differently: This alternative notation sounds exactly like o6.

1 e & a 2 e & a 3 e & a 4 e & a

Detailed description: This block shows an alternative notation for exercise 06. It features the same four measures of boxes at the top. Below them are two staves of music. The top staff shows a snare drum pattern with 'x' marks on the second and fourth beats of each measure. The bottom staff shows a bass drum pattern with quarter notes on the first, second, and fourth beats of each measure. Below the staves is the rhythmic notation '1 e & a 2 e & a 3 e & a 4 e & a'.

Füge zwei weitere Bass Drums hinzu.

Let's add another two Bass Drums.

**07**

1 e & a 2 e & a 3 e & a 4 e & a

Detailed description: This block contains exercise 07. It has the same four measures of boxes at the top. Below them are two staves of music. The top staff shows a snare drum pattern with 'x' marks on the second and fourth beats of each measure. The bottom staff shows a bass drum pattern with quarter notes on the first, second, and fourth beats of each measure. Below the staves is the rhythmic notation '1 e & a 2 e & a 3 e & a 4 e & a'.

Alternative Notation (klingt wie o7).

Alternative Notation, which sounds just like o7.

1 e & a 2 e & a 3 e & a 4 e & a

Detailed description: This block shows an alternative notation for exercise 07. It features the same four measures of boxes at the top. Below them are two staves of music. The top staff shows a snare drum pattern with 'x' marks on the second and fourth beats of each measure. The bottom staff shows a bass drum pattern with quarter notes on the first, second, and fourth beats of each measure. Below the staves is the rhythmic notation '1 e & a 2 e & a 3 e & a 4 e & a'.

**08**

1 e & a 2 e & a 3 e & a 4 e & a

Detailed description: This block contains exercise 08. It has the same four measures of boxes at the top. Below them are two staves of music. The top staff shows a snare drum pattern with 'x' marks on the second and fourth beats of each measure. The bottom staff shows a bass drum pattern with quarter notes on the first, second, and fourth beats of each measure. Below the staves is the rhythmic notation '1 e & a 2 e & a 3 e & a 4 e & a'.

Alternative Notation (klingt wie o8).

Alternative Notation, which sounds just like o8.

1 e & a 2 e & a 3 e & a 4 e & a

Detailed description: This block shows an alternative notation for exercise 08. It features the same four measures of boxes at the top. Below them are two staves of music. The top staff shows a snare drum pattern with 'x' marks on the second and fourth beats of each measure. The bottom staff shows a bass drum pattern with quarter notes on the first, second, and fourth beats of each measure. Below the staves is the rhythmic notation '1 e & a 2 e & a 3 e & a 4 e & a'.